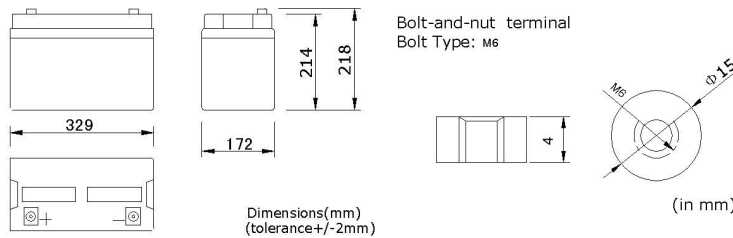


PHYSICAL SPECIFICATION

Nominal Voltage		12V
Nominal Capacity (10HR)		100Ah
Dimension	Length	329±2mm (12.95 inches)
	Width	172±2mm (6.77 inches)
	Container Height	214±2mm (8.4 inches)
	Total Height	218±2mm (8.58 inches)
Weight		Approx. 32 Kg ±3% (70.53lbs)
Standard Terminal		B3(Bolt-and-nut terminal) Bolt Type: M6



Shimastu NPL series AGM VRLA Batteries have been developed as long service life purpose batteries, the battery floating service life can target 15 years at 25°C, they're valve-regulated lead acid batteries with high quality Absorbed Glass Mat(AGM) separators & high purity raw materials, featured by perfectly good performance and reliable long service life.

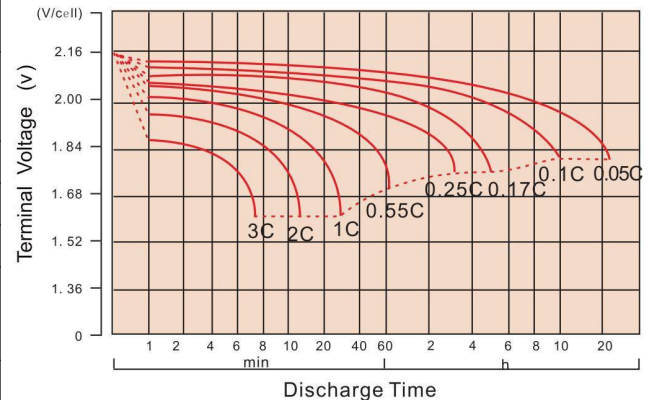
Features:

- 1.Non-spillable
- 2.Sealed and Maintenance-free Operation
- 3.High Quality and High Reliability
- 4.Less gassing,low Self-discharge
- 5.Low internal resistance
- 6.Long Service Life

ELECTRICAL SPECIFICATION

Characteristics		
Capacity	10 hour rate (10A)	100Ah
	5 hour rate (17A)	85Ah
	3 hour rate (25A)	75Ah
	1 hour rate (55A)	55Ah
Capacity affected by temperature	40°C (104 °F)	102%
	25°C (77 °F)	100%
	0°C (32 °F)	85%
Max Discharge Current	1000A(5 Sec)	
Short Circuit Current	2150A	
Internal Resistance	Full charged battery (25°C, 77 °F) 6.8mΩ	
Constant Voltage Charge	Cycle	Initial Charging Current less than 25A Voltage 14.1~14.4V at 25°C (77 °F) Temperature Coefficient -30mV/°C
	Standby	No limit on Initial Charging Current Voltage 13.5~13.8V at 25°C (77 °F) Temperature Coefficient -20mV/°C

Discharge curves @ 25°C (77 °F)

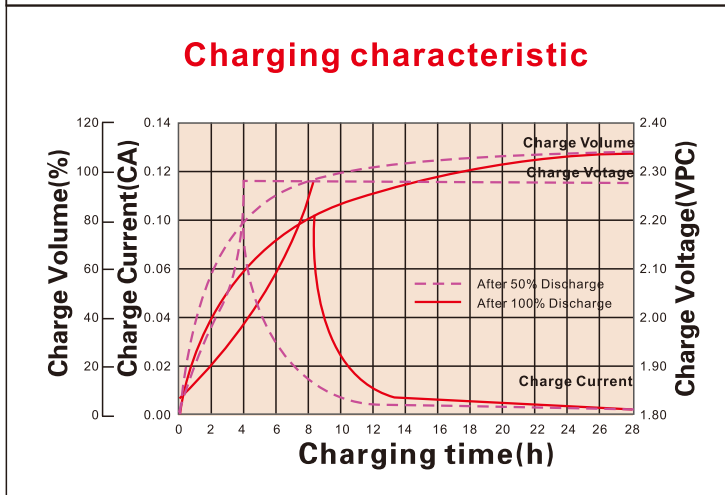
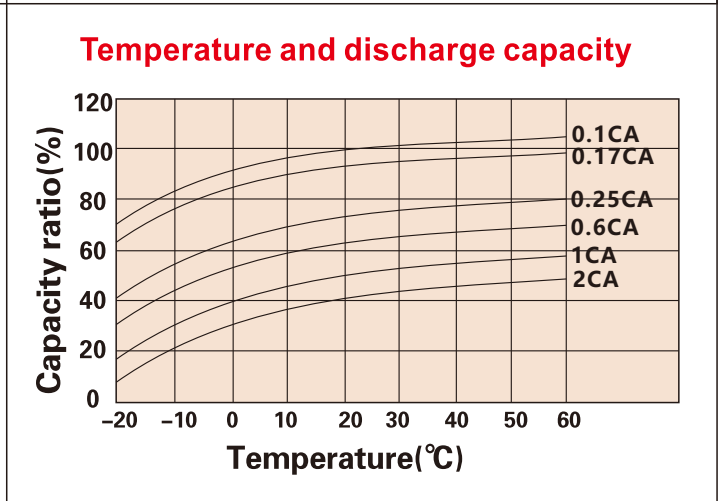
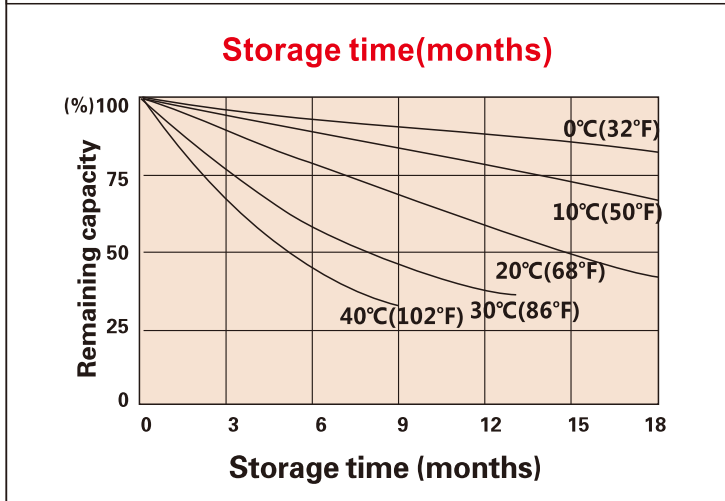
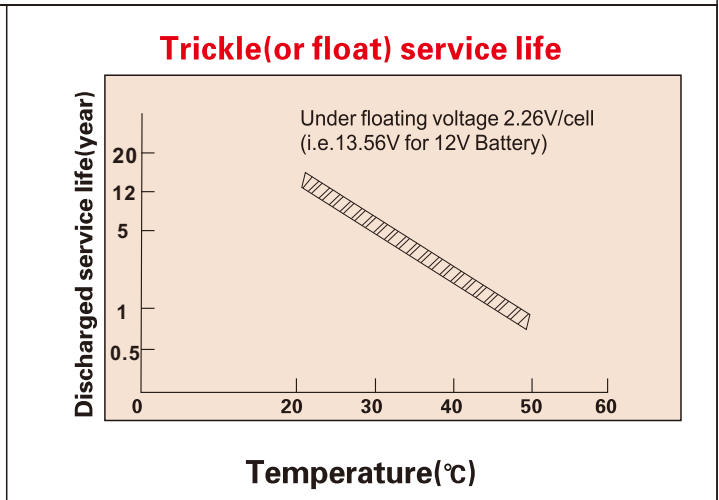
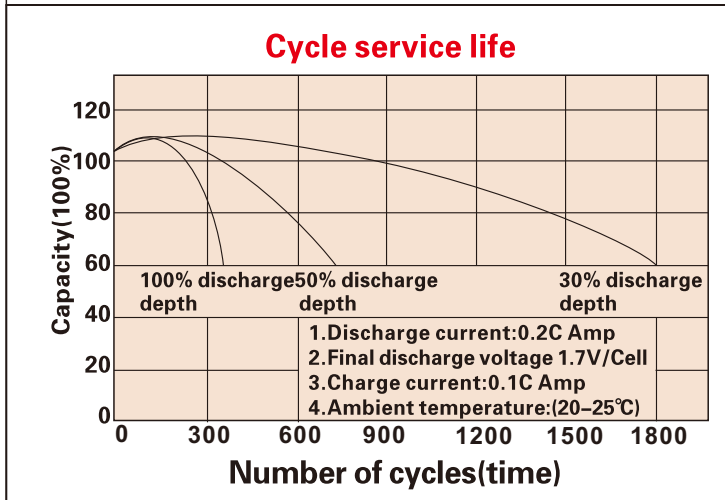


CONSTANT CURRENT DISCHARGE RATING A@25°C

F.V/TIME	10MIN	15MIN	30MIN	1HR	3HR	5HR	8HR	10HR	20HR
1.60V	240.4	181.0	108.1	62.0	28.3	18.9	12.7	10.6	5.51
1.65V	218.9	173.0	103.9	59.7	27.4	18.4	12.5	10.4	5.44
1.70V	198.9	162.1	99.5	57.4	26.7	17.9	12.4	10.3	5.36
1.75V	181.7	150.8	94.7	55.0	25.8	17.5	12.2	10.1	5.30
1.80V	165.0	139.2	90.6	53.0	25.0	17.0	12.0	10.0	5.25

CONSTANT POWER DISCHARGE RATING WATT PER CELL@25°C

F.V/TIME	10MIN	15MIN	30MIN	1HR	3HR	5HR	8HR	10HR	20HR
1.60V	397.7	316.5	196.4	116.6	54.0	36.6	25.0	20.9	10.8
1.65V	379.4	307.0	190.8	112.8	52.6	35.6	24.6	20.6	10.7
1.70V	351.0	291.8	184.4	109.1	51.3	34.8	24.2	20.3	10.6
1.75V	326.3	275.5	177.3	105.2	50.1	34.0	23.9	20.0	10.5
1.80V	301.5	258.0	171.4	102.0	48.5	33.2	23.7	19.7	10.4



Storage Temperature	Supplementary Charge Interval	Charge Method
≤20°C	Every 12 months	Less or 24 hours with a constant voltage of 2.3V/cell
20-30°C	Every 8 months	12-18 hours with a constant voltage of 2.45V/cell
≥30°C	Storage to be avoided	8-12 hours with a constant current of 0.05CA

APPLICATIONS

<p>Standby Usage:</p> <ul style="list-style-type: none"> • UPS • Emergency Lights • Alarm Systems • Telecommunication Systems 	<p>Cyclic Usage:</p> <ul style="list-style-type: none"> • Medical Equipments • Electric Instruments • Toys • Camcorder and Solar Systems 	<p>Motive Usage:</p> <ul style="list-style-type: none"> • Golf Cars • Wheelchairs • Lawnmowers • Motorcycle
--	---	--

(Note) All above information shall be changed without prior notice, Shimastu reserves the right to explain and update the latest information.